

ACADEMY OF BEAUTY
LA's Best Kept Secret

3834 MAIN STREET
CULVER CITY, CALIFORNIA 90232
(310) 837-0411
www.TheAcademy.LA

SCHOOL PERFORMANCE FACT SHEET

Annual Report 2016

COSMETOLOGY

Cost of Educational Program:

Total charges for the program for students completing on-time in 2016: \$8,975

Total charges may be higher for students that do not complete on-time.

Student's Initials: _____ Date: _____


**Initial only after you have had sufficient time
to read and understand the information**

Academy of Beauty chooses not to participate in federal student aid programs.

Therefore students who attend this institution do not have federal student loans.

Student's Initials: _____ Date: _____

**Initial only after you have had sufficient time
to read and understand the information**



ACADEMY OF BEAUTY
LA's Best Kept Secret

3834 MAIN STREET
CULVER CITY, CALIFORNIA 90232
(310) 837-0411
www.TheAcademy.LA

SCHOOL PERFORMANCE FACT SHEET

CALENDAR YEARS 2015 & 2016

Cosmetology – 1600 Hours

On-time Completion Rates


(Includes data for the two calendar years prior to reporting)

Calendar Year	Number of Students Who Began Program	Students Available for Graduation	Number of On-time Graduates	On-Time Completion Rate
2015	25	25	18	72%
2016	26	23	20	87%

Job Placement Rates

(Includes data for the tow calendar years prior to reporting)

Calendar Year	Number of Students Who Began Program	Number of Graduates	Graduates Available for Employment	Graduates Employed in the Field	Placement Rate % Employed in the Field
2015	25	22	16	13	81%
2016	26	23	20	17	85%



Gainful Employment Categories

(Includes data for the two calendar years prior to reporting)

Part Time vs. Full time Employment

Calendar Year	Graduates Employed in the Field 20 to 29 hours per week	Graduates Employed in the Field at least 30 hours per week	Total Graduates Employed in the Field
2015	3	10	13
2016	6	11	17

Single Position vs. Concurrent Aggregated Positions

Calendar Year	Graduates Employed in the Field in a Single Position	Graduates Employed in the Field in Concurrent Aggregated Positions	Total Graduates Employed in the Field
2015	13	0	13
2016	16	1	17

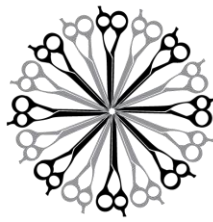
Self Employed/Freelance Positions

Calendar Year	Graduates Employed who are Self-Employed or Working Freelance	Total Graduates Employed in the Field
2015	0	13
2016	3	17

Institutional Employment

Calendar Year	Graduates Employed in the Field who are Employed by the Institution, an Employer Owned by the Institution, or an Employer who Shares Ownership with the Institution	Total Graduates Employed in the Field
2015	1	13
2016	1	17

Student's Initials: _____ Date: _____
Initial only after you have had sufficient time to read and understand the information



This program may result in freelance or self-employment

- The work available to graduates of this program is usually for freelance or self-employment
- This type of work may not be consistent
- The period of employment can range from one day to weeks to several months
- Hours worked in a day or week may be more or less than the traditional 8 hours work day or 40 hours work week
- You can expect to spend unpaid time expanding your networks, advertising, promoting your services, or honing your skills.
- Once graduates begin to work freelance or are self-employed, they will be asked to provide documentation that they are employed as such so that they may be counted as placed for our job placement records
- Students initialing this disclosure understand that either a majority or all of this school's graduates are employed in this manner and understand what comprises this work style.

Student's Initials: _____ Date: _____

Initial only after you have had sufficient time to read and understand the information

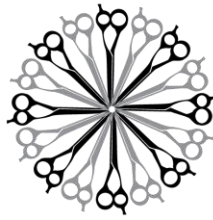
License Examination Passage Rate

(Includes data for the two calendar years prior to reporting)

Calendar Year	Number of Graduates in Calendar Year	Number of Graduates Taking Exam	Number Who Passed First Available Exam	Number Who Failed First Available Exam	Passage Rate
2015	22	18	13	5	72%
2016	23	18	16	2	88%

Student's Initials: _____ Date: _____

Initial only after you have had sufficient time to read and understand the information



ACADEMY OF BEAUTY
LA's Best Kept Secret

3834 MAIN STREET
CULVER CITY, CALIFORNIA 90232
(310) 837-0411
www.TheAcademy.LA

Salary and Wage Information

(Includes data for the two calendar years prior to reporting)

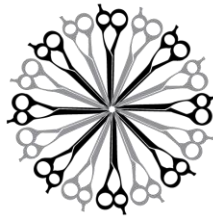
Annual Salary Wages Reported for Graduates Employed in the Field

Calendar Year	Graduates Available for Employment	Graduates Employed in the Field	Annual Salary and Wages Reported Graduates Employed in the Field					
			15,000-20,000	20,001-25,000	25,001-30,000	30,001-35,000	35,001-40,000	No Salary Information Reported
2015	16	13	3	2	6	2	0	0
2016	20	17	3	3	7	3	1	0

A list of sources used to substantiate salary disclosures is available from the school. To obtain this list, please ask an institutional representative where to view this list.

Student's Initials: _____ Date: _____

Initial only after you have had sufficient time to read and understand the information



ACADEMY OF BEAUTY
LA's Best Kept Secret

3834 MAIN STREET
CULVER CITY, CALIFORNIA 90232
(310) 837-0411
www.TheAcademy.LA

This fact sheet is filed with the Bureau for Private Postsecondary Education. Regardless of any information you may have relating to completion rates, placement rates, starting salaries, or license exam passage rates, this fact sheet contains the information as calculated pursuant to state law.

Any questions a student may have regarding this fact sheet that have not been satisfactorily answered by the institution may be directed to the

Bureau for Private Postsecondary Education at:
P.O. Box 980818,
West Sacramento, CA 95798-0818,
www.bppe.ca.gov,
P: 888.370.7589 or 916.431.6959, F: 916.263.1897

I have read and understand this School Performance Fact Sheet. The School Performance Fact Sheet was reviewed and discussed with a school official prior to signing an enrollment agreement.

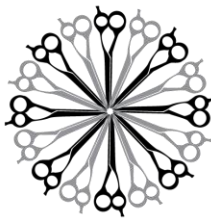
Student Name – Print

Student Signature

Date

School Official

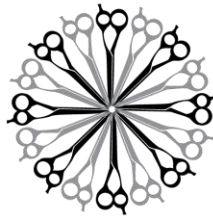
Date



Definitions

The following are definitions for the Performance Fact Sheet:

- “Number of Students Who Began the Program” means the number of students who began the program who are scheduled to complete the program within 100% of the published program length within the reporting calendar year and excludes all students who cancelled during the cancellation period.
- “Students Available for Graduation” is the number of students who began program minus the number of students who have died, been incarcerated, or called to active military duty.
- “Number of On-time Graduates” is the number of students who completed the program within 100% of the published program length within the reporting calendar year.
- “On-time Completion Rate” is the number of On-time Graduates divided by the number of Students Available for Graduation.
- “150% Graduates” is the number of students who completed the program within 150% of the program length (includes on-time graduates).
- “150% Completion Rate” is the number of students who completed the program in the reported calendar year within 150% of the published program length, including on-time graduates, divided by the number of students available for graduation.
- “Graduates Available for Employment” means the number of graduates minus the number of graduates unavailable for employment
- “Graduates Unavailable for Employment” means graduates who, after graduation, die, become incarcerated, are called to active military duty, are international students that leave the United States, or are continuing their education in an accredited or bureau-approved postsecondary institution.
- “Graduates Employed in the Field” means graduates who beginning within six months after a student completes the applicable education program are gainfully employed, whose employment has been reported, and for whom the institution has documented certification of employment. For occupations for which the state requires passing an examination, the six months period begins after the announcement of



ACADEMY OF BEAUTY
LA's Best Kept Secret

3834 MAIN STREET
CULVER CITY, CALIFORNIA 90232
(310) 837-0411
www.TheAcademy.LA

the examination results for the first examinations available after a student completes an applicable educational program.

- “Placement Rate Employed in the Field” is calculated by dividing the number of graduates gainfully employed in the field by the number of graduates available for employment.
- “Number of Graduates Taking Exam” is the number of graduates who took the first available exam in the reported calendar year.
- “First Available Exam Date” is the date for the first available exam after a student completed a program
- “Passage Rate” is calculated by dividing the number of graduates who passed the exam by the number of graduates of graduates who took the reported licensing exam.
- “Number Who Passed the First Available Exam” is the number of graduates who took and passed the first available licensing exam after completing the program.
- “Salary” is as reported by graduates or graduate’s employer
- “No Salary Information Reported” is the number of graduates for whom, after making reasonable attempts, the school was not able to obtain salary information.